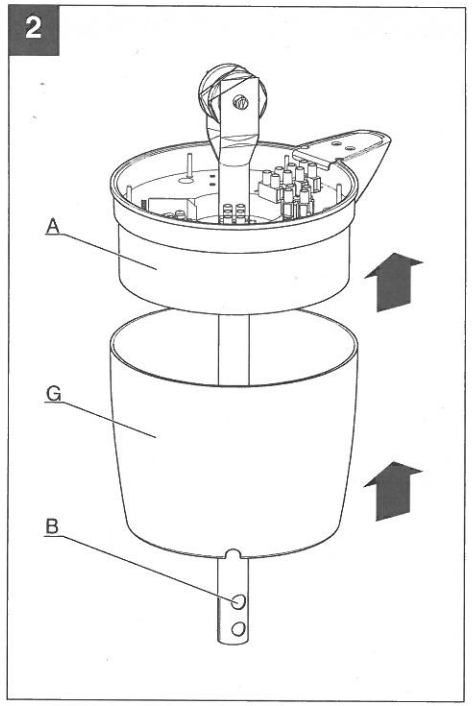
2
A
G
B

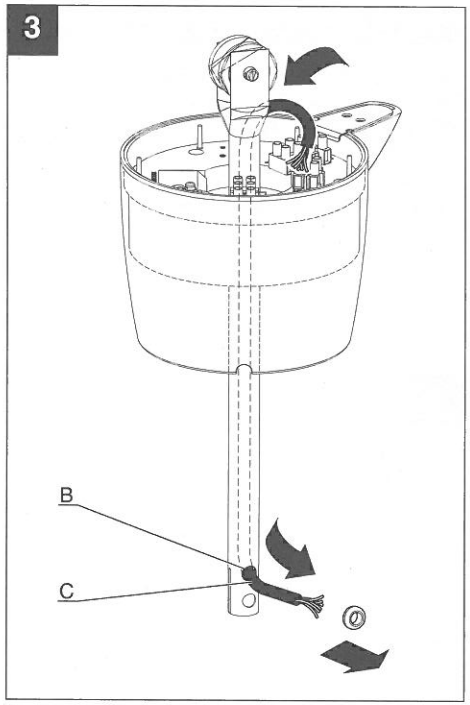
3
B
C

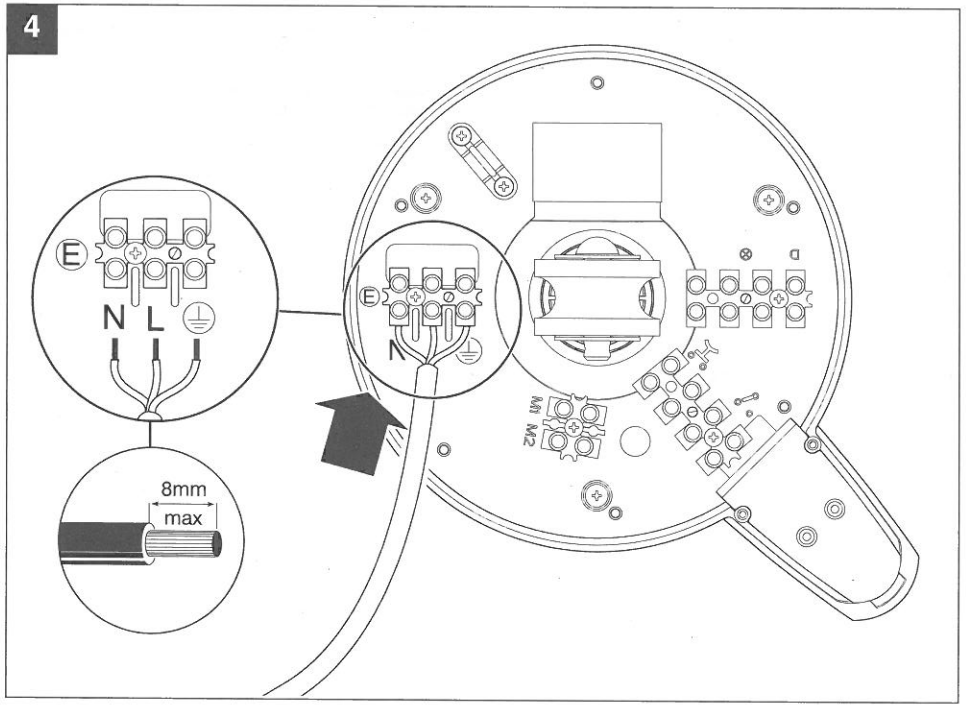
4
E
N L
8mm
max
E
N
M1
M2

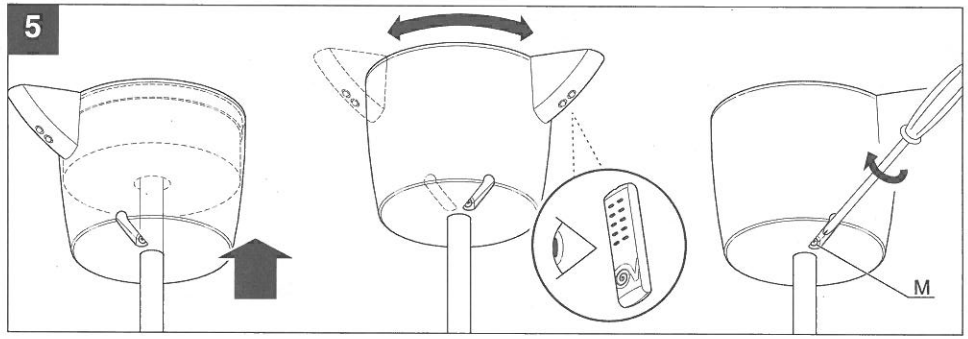
5
M

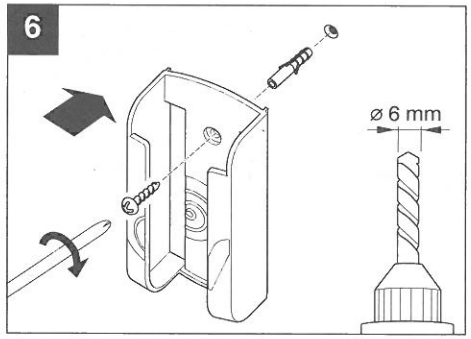
6
ø 6 mm

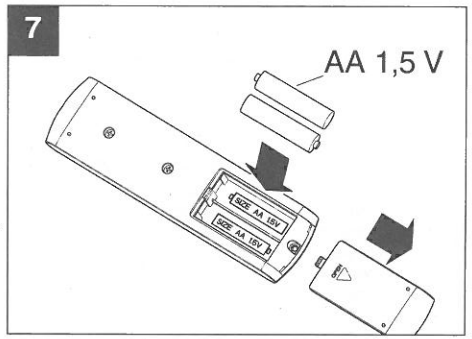
7
AA 1,5 V

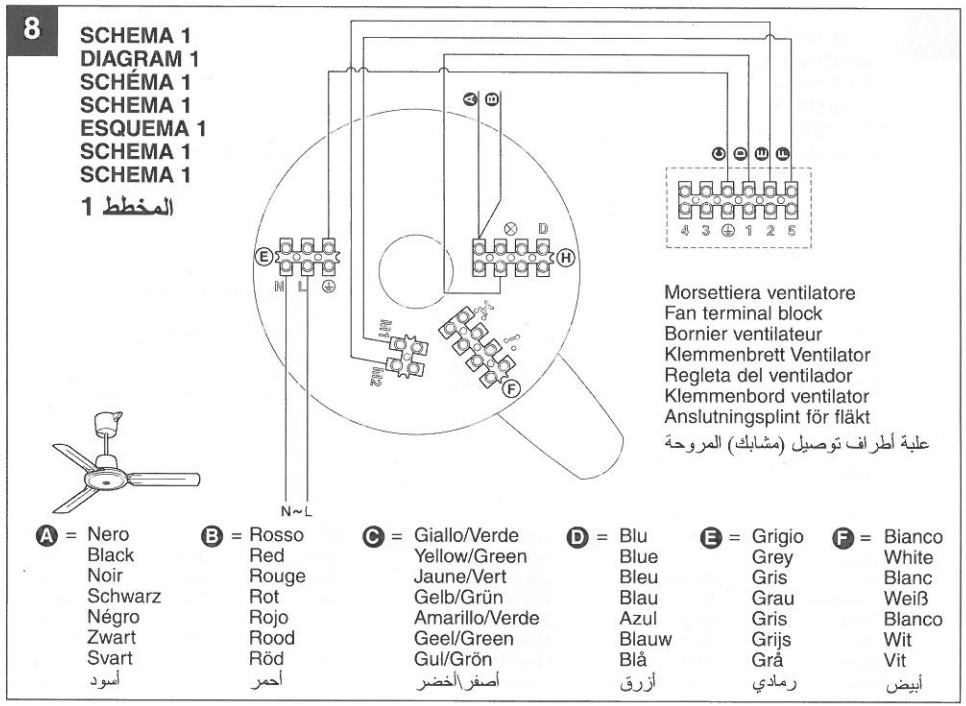
8
SCHEMA 1
DIAGRAM 1
SCHÉMA 1
SCHEMA 1
ESQUEMA 1
SCHEMA 1
SCHEMA 1
المخطط 1
4 3 1 2 5
N L
N~L
Morsettiera ventilatore
Fan terminal block
Bornier ventilateur
Klemmenbrett Ventilator
Regleta del ventilador
Klemmenbord ventilator
Anslutningsplint för fläkt
علبة أطراف توصيل (مشابك) المروحة
A = Nero Black Noir Schwarz Négro Zwart Svart أسود
B = Rosso Red Rouge Rot Rojo Rood Röd أحمر
C = Giallo/Verde Yellow/Green Jaune/Vert Gelb/Grün Amarillo/Verde Geel/Green Gul/Grön أصفر\أخضر
D = Blu Blue Bleu Blau Azul Blauw Blå أزرق
E = Grigio Grey Gris Grau Gris Grijs Grå رمادي
F = Bianco White Blanc Weiß Blanco Wit Vit أبيض